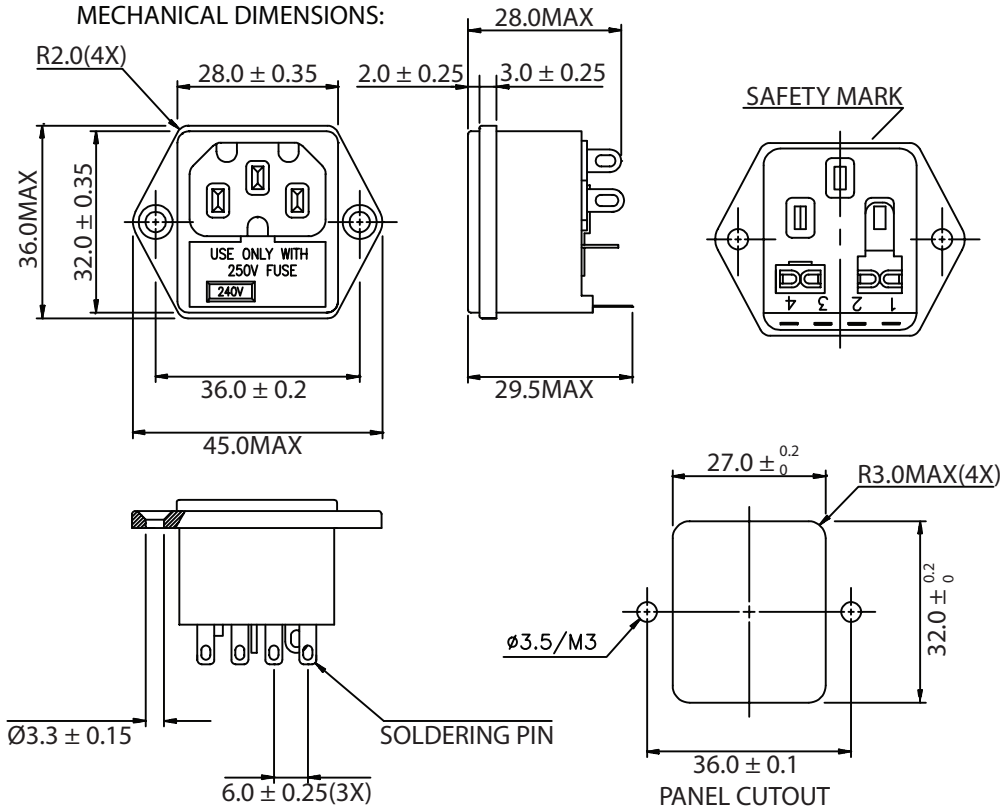


THESE DRAWINGS ARE THE PROPERTY OF QUALTEK ELECTRONICS AND NOT TO BE REPRODUCED FOR OR COMMUNICATED TO A THIRD PARTY WITHOUT THE EXPRESS WRITTEN PERMISSION OF AN OFFICER OF QUALTEK ELECTRONICS.

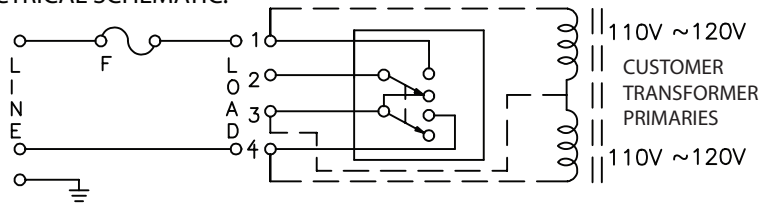
REVISION			
REV.	DESCRIPTION	DATE	APPROVED
B	RoHS Compliancy	06-01-06	DP



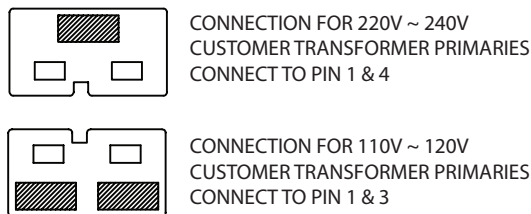
ELECTRICAL CHARACTERISTICS:

- 1-1. VOLTAGE RATING.....250VAC
- 1-2. CURRENT RATING
 - A. @ 250 VAC10 A RMS MAX
- 1-3. OPERATING FREQUENCY..... 50-60Hz
- 1-4. HIPOT RATING (FOR ONE MINUTE)
 - A. LINE & NEUTRAL TO GROUND.....2000 VDC
 - B. LINE TO NEUTRAL.....2000 VDC
- 1-5. MINIMUM INSULATION RESISTANCE: @ 500VDC
 - A. LINE & NEUTRAL TO GROUND.....100M OHM
 - B. LINE TO NEUTRAL.....100M OHM
- 1-6. OPERATING TEMPERATURE -25°C TO +85°C
- 1-7. RoHS COMPLIANT

ELECTRICAL SCHEMATIC:



COPPER PLATE LAYOUT OF PCB FOR VOLTAGE SELECTOR



CONTROLLED

Dim range (mm)	Tolerance +/- (mm)	Qualtek Electronics Corp. PPC DIVISION		
		Part Number:	755-00/28	RoHS Compliant
0-1	0.15	Description: MULTI-FUNCTION MODULE		
1-6	0.20			
6-18	0.30	UNIT: mm	REV. B	
18-50	0.50			
50-120	0.70	Drawn / Date	Checked / Date	Approved / Date
120-250	0.90	B.ZHANG 07-08-03	07-08-03	JJH / 07-08-03
250-500	1.20			